

Restoring & Collecting **BOOKS** Antique Reed Organs



By Horton Presley. A step by step guide to finding, repairing, tuning and restoring these priceless organs.

RESTORING & COLLECTING ANTIQUE REED ORGANS by Horton Presley. This book was out-of-print for several years. It has been reprinted one more time. There is enough supply on hand for about another year. Not known if it will be available after that. It is the best book written on the subject, to date. 319 pages of very thorough coverage and well written. Many illustrations. Available in soft cover only.

8-85 \$21.95

THE BILLINGS ROLLOGRAPHY
Compiled & published by Bob & Ginny Billings
Vol. 1 Alphabetic & numerical lists of all Q-R-S word rolls made between 1917 and 1934.

Vol. 2 Lists all roll companies, that made Recordo rolls, numerically. Then lists with all combined alphabetically by title; also by composers (classical). Also chapters on history and technical description of the expression system variations.

Vol. 3 All roll recording artists for Q-R-S and Recordo rolls. Listing all their rolls; picture and biography, when available. Includes rolls of all pseudonyms used and who actually arranged using these names.

1174 pages. 8 1/2" x 11". wt. 7 lbs., 6 oz.

NO. D-37 set of 3 volumes . . . \$750.00



PLAYER PIANO SERVICING and REBUILDING by Arthur Reblitz. 8 1/2" x 11". Well illustrated with 216 pages including index, glossary, and tracker bar scales. Individual sections on the rebuilding of 30 of the more common foot pump player actions, as well as reproducing systems. Before this book was published eight years ago, there was not much to guide the serious rebuilder. What it takes now is a very thorough and complete restoration. This is the book that deals with modern day problems, as well as anticipating those in the future. It would not likely be read as a novel and put away. For this reason the hard back first edition should be considered.

NO. B-186 softbound edition \$79.95

Also, by same author, the companion book, "PIANO SERVICING, TUNING & REBUILDING" (see next page) which is equally well written. Bear in mind that appearance and performance of the piano will complement the excellence of the player action.

BOOKS - ON PLANOS

PIANO SERVICING, TUNING AND REBUILDING - by Art Reblitz. If you have a piano and simply want to service it yourself, this is for you. Fortunately it was written in a style that doesn't assume the reader has experience. Yet is widely used by and endorsed by piano tuners and schools that teach the trade. Amply illustrated and covering about everything you need to know. This book has become the most widely used book ever published on the subject and has become the world standard reference.

One customer wanted to restring a piano; with only this book as a guide, a perfect professional job was accomplished, so that says a lot for the book, when an amateur can pull off a feat that complicated, and tune it, without any other help. 176 pages, 8½"x11".

NO. B-54 . . . PAPERBACK . . . \$29.95
NO. B-55 . . . HARDCOVER . . . \$35.00



HOW TO TUNE A PIANO. Even if you never do tune a piano, the piano tuners' business is easily understood, and you'll be "clued in" upon reading the section, "What to look for in buying a used piano".
NO. B-1 \$7.50



PIANO ATLAS. Published by Bob Pierce. The one and only reference book for looking up the serial numbers of pianos to find out the date made.
NO. D-5 \$39.50

THE AMPICO MODEL B. An illustrated rebuilding guide. Up-to-date, 100 page book written by David Saul, sharing his technical notes and procedures on restoration of the model B components. 8½"x11".
NO. D-3 \$25.00



PLAYER ACTION IDENTIFICATION. Over 800 player pianos matched to 50 types of player actions, all illustrated or described for purpose of identifying. This reprint also contains all technical information that appeared in the Player Piano Co. catalogs for the past 20 years. Has step by step rebuilding instructions for the following player stacks: old style AMPHION, glued type GULBRANSEN, SCHULZ and SIMPLEX. 8½"x11" spiral bound. 56 pages.
NO. D-35 \$8.50

PIANOS AND THEIR MAKERS by Alfred Dolge. Reprint of a 1911 book. One chapter on players, but mostly history of the development of the piano action and the lives of the early pioneers. Over 450 pages. Paperback.
NO. D-11 \$13.50

TIP ON

REED ORGAN

PALLET VALVE REPLACEMENT

To avoid depressions caused by the wooden key rod pressing on the no. 1752 sponge neoprene, you may avoid the eventual uneven keyboard by plugging this pressure point with a hard felt, stock no. 1685.

This is done in the following manner. After pallet valves are back in place, the exact point to plug can be located by dusting a dab of white typewriter correction fluid on the end of one of the key dowels and inserting it through the guide holes to make a white spot on the sponge.

To cut the plug use a stock no. 191 tube punch, sharpened to a razor sharp cutting edge. Twist this over the white spot, cutting against the wooden pallet. Remove this plug and replace with no. 1685 felt punching of the same size. There is no real necessity to glue it. It is advisable to do one at a time to avoid mix-up.

AUTOMUSICA

PNEUMATICS HANDBOOK & Orchestration Builder's Manual. By Craig Brougner. 8½"x11", 238 pages.

In any type of player action rebuilding or modification, there is necessarily a lot of improvising that you will be faced with. This is simply because new components are usually not available, such as the auto mechanic may find in an off the shelf remanufactured water pump or alternator. The player mechanic is actually faced with rebuilding the wind motor or governor and facing decisions on what to use and how to check it before use.

There is not a separate set of rebuilding instructions for each rebuilding operation, nor a list of materials needed. What you need is a set of rules for testing available parts to see if they will work correctly. You need to know the objective as well as what not to do.

This handbook will tell you. For example, here are a few "headers" plucked out of the book:

- Aspects of a fast, efficient valve*
- Sensitivity proportional to bleed size*
- Optimizing the pouch to stem distance*
- Mounting lifter discs*
- Valve customizing*
- Factors which will change valve speed*
- Typical mandolin rail problems*
- Sealing wood and leather*
- Uses for shellac*
- Using hide glue*
- Selecting leather*
- The water gauge / The bubble jar*
- Measuring for the ideal valve gap*
- Hardening wood screw holes*
- Vacuum spill design*
- Preventing valve seat corrosion*
- Providing for future accessibility*
- Correcting warpage*

Craig Brougner's handbook is a "MUST HAVE" reference manual. The basic restoration book is still "Player Piano Servicing & Rebuilding" by Art Reblitz.

The Brougner book takes off where the basic book ends. However, it is unique in the way it goes into the philosophy and understanding of the various pneumatic systems.

The purpose of writing this book was not to duplicate coverage in the Reblitz book. It adds to the coverage and goes into the complete technology of the more complex automatic control systems, such as lock and cancel control over auxiliary instruments. It deals with the various vacuum and pressure regulation and controls needed for building complex orchestrions.

D-38 SOFTBOUND \$5.00
D-39 UNBOUND for 3-ring binder \$6.00

VESTAL PRESS RESOURCE CATALOG. 8½"x11", 80 pages. Lists books, music recordings, services, and other items that are sold by various sources. This is in line with the previous categories of interest that were stocked by Vestal Press: Player piano, reed organs, juke box, phonograph, slot machines, theatre organs, amusement parks, carousel, circus, film, entertainment history, post card, ragtime, Coke & collectibles, radios.

If Vestal Press does not stock a book or reprint, it gives you the price and ordering information to obtain it from the distributor or publisher.

A-118 \$5.00

1926 BUYERS' GUIDE. Reprint by Frank Adams. Very useful for doing research on origin of the many varieties of player pianos which were manufactured up to this date. As you read, you learn exactly what manufacturers were behind the long list of player brands. For someone frequently involved with players, it is a clue to what you are getting into, when hearing names of instruments you never heard of. (as often is the case) The mystery is solved when you can easily relate to the same family of pianos that you have already had experience with. Even to the beginner, the pieces quickly fall in place. If you have ever wondered what is behind the name, this book probably covers it. If you know a little — you'll know a lot after browsing through and feel the price of this book soon gained in knowledge. 88 pages, 9" x 11½". Now limited supply left of this reprint.

No. R-64 \$1.50

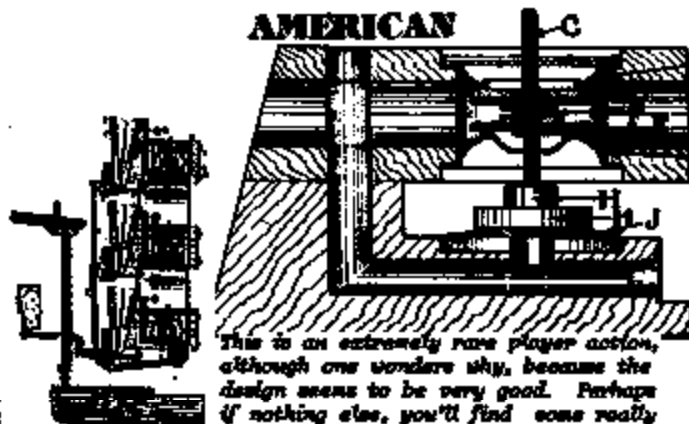
REPRINTS

NEW AEOLIAN

SERVICE MANUAL for AEOLIAN player actions made between 1960 and 1986. 50 pages, 8½"x11" showing diagrams, parts list and trouble-shooting
NO. B-44 \$8.00



AMERICAN



This is an extremely rare player action, although one wonders why, because the design seems to be very good. Perhaps if nothing else, you'll find some really good ideas in these 30 pages.

AMERICAN PLAYER ACTION SERVICE MANUAL. The half-tone photos are the best example of retouch art-work ever seen. This reprint is very clear in showing the inner works.
NO. B-63 \$2.00

AMPHION

THE AMPHION Accessible PLAYER ACTION. This covers the later pedal pump, non-reproducing player actions with the individual clamp-on valve blocks.
NO. C-17 \$5.00

- also see D-35 -

AMPHION PLAYER ACTION, tubing chart, 11"x17" dated 6/10/24.
R-4 \$2.00

AMPICO

MODEL A AMPICO. Technical rebuilding instructions.
NO. T-3 \$5.00

AMPICO MODEL A grand tubing blueprint.
NO. C-6 \$4.00

AMPICO (cont'd)

AMPICO 1919-1920 SERVICE MANUAL. It is the first basic service manual with 70 pages. The only major change was the repeat system, which is covered in No. C-1, for those made between 1920 and 1929.
NO. C-11 \$7.50

AMPICO INSPECTORS REFERENCE BOOK 1923, covering the upright. Also to be used for model A grands, Test roll instructions on page 4. (for grand tubing schematic see No. C-6 blueprint).
NO. C-1 \$5.00

AMPICO 1929 SERVICE MANUAL. B model—no similarity to No. C-1 description of model A system, except playing the same music rolls. (Applicable to grands only, with 100 hole tracker bar and electric motor turning music roll).
NO. C-2 \$7.50

AMPICO UPRIGHT TUBING SCHEMATIC. (excluding the expression system—for this, refer to C-1 service manual.)
C-12 \$.75



AMPICO UPRIGHT showing parts made by Autopiano, which was prior to the Amphion made components, 5 pages, 8½"x11".
C-31 \$4.00

REPRINTS

AMPICO (cont'd)

AMPICO COLLECTION OF SERVICE REPRINTS. Includes all service information on both A & B models that have been sold separately (Except T-3 & D-3). Additional information has been added. These are all 8½"x11" spiral bound format, and are copies made directly from the original service manuals, rather than reduced-size versions.

D-36 \$30.00

AMPICO FOOT-PUMP model. Reproduced from a 1920 blueprint.

R-24 \$4.00

AMPICO MAGAZINE, Jan., 1928, 24 pages, 5½"x8½".

R-5 \$2.50

ANGELUS

ANGELUS SERVICE MANUAL. Shows pouch-pneumatic type and also describes the later White player action.

NO. B-62 \$4.75

ANGELUS REPRODUCING PIANO. Service manual showing the Simplex version of the Artrio reproducing system. Same basic parts as shown in No. B-35 reprint, but plays Artrio-Angelus recordings rather than Recordo rolls.

C-18 \$2.25

THE ARTRIO-ANGELUS REPRODUCING PIANO. Upright model only, with the Angelus pouch-pneumatic stack.

C-19 \$2.25

ANGELUS. "Artistic Piano Playing by Means of the Angelus". To show the owner how to use the various expression devices, how to obtain excellent musical results from the player, etc. If you have an Angelus 65, or 88 note or combination, you will need this. 23 pages. 4"x7½".

R-107 \$2.00

ART-APOLLO

ART-APOLLO TUBING DIAGRAM.

NO. B-83 \$2.00

DYNACHORD SERVICE MANUAL. Refer to p. 306 *Player Piano Treasury*. This was an expression system built by Amphion. Although its tracker bar has 98 ports, it follows the same 96-hole system employed by Melville Clark's ART-APOLLO. 8 pages, 12" x 20".

NO. B-80 \$1.00

ARTECHO (APOLLO)

ARTECHO (Apollo) upright service and regulation sheet. To identify ARTECHO: count tracker bar holes. There are a total of 100, with only one elongated—the fourth one from the left.

NO. C-14 \$2.25

ARTECHO (Apollo) Grand service and regulation sheet.

No. C-15 \$2.25

AUTOPIANO

PLAYER PIANO POINTERS

Autopiano player action
NO. B-3 \$5.00




AUTOPIANO. 1910 service manual reprint showing combination 88 and 65 note tracker bar.

NO. B-42 \$5.00

BALDWIN

BALDWIN SERVICE MANUAL. Over 100 pages of technical information and drawings. This has to be the most extensive service manual ever issued by any player manufacturer. Although it came out in 1916, there were very few changes made during the entire production run of Baldwin player actions from 1912 through 1928. They were used exclusively in all Baldwin pedal-pump players: Ellington, Hamilton, Howard, Modello, Monarch and Manualo.

B-50 \$10.00




REPRINTS

BECKWITH

BECKWITH SERVICE MANUAL.
Reprint on player action.
20 pages, 5-1/2"x8-1/2".

B-81 \$5.00



BUSH & LANE CECILIAN

BUSH & LANE SERVICE MANUAL for
Cecilian player action using all metal
construction of unit valve. 28 pages,
8-1/2" x 11". 17 PAGES

No. B-82 \$7.00

A. B. CHASE

SERVICE MANUAL & parts list for A.B.
CHASE player action.

B-56 \$2.50

COINOLA

COINOLA CATALOG picturing and des-
cribing ten coin-operated pianos.

A-271 \$5.00

COINOLA, 18"x24" advertising poster
showing the "orchestric cabinet"
which was rolled in front of an
ordinary piano to utilize the keyboard.

A-151 \$3.00

DEGAN

CATALOG OF DEGAN ELECTRICAL
MUSICAL INSTRUMENTS, showing the
famous UNAPHONE as well as the
OCTAPHONE, which was loud enough to
be heard (under favorable conditions)
a mile away, so this catalog claims.

A-92 . . . 60 pages. . . \$1.75

DUO-ART

DUO-ART. Technical instruction on how
to rebuild.

No. T-5 \$5.00

DUO-ART COLLECTION OF SERVICE RE-
PRINTS. Spiral bound. Includes C-3, C-
7, and others.

No. D-34 \$20.00

DUO-ART (cont'd)

DUO-ART GRAND TUBING SCHEMATIC.

No. C-7 \$1.50

DUO-ART 1927 SERVICE MANUAL. Covers
both upright and grand. Duo-Art can
be distinguished from other types by
looking at the tracker bar. Above the
normal row, there are four holes above
on each side.

No. C-3 \$5.00

DUO-ART combination foot impelled
and electric Duo-Art expression box.
(supplement to reg. service manual
noting differences).

D-24 \$.75

DUO-ART Service manual No. 1, titled,
"Duo-Art Preliminary Instruction
Pamphlet." Contains information not in
the later 1925 or 1927 service
manuals. 14 pages, 8 1/2"x11" Spiral
bound. Incl. 3 tubing diagrams.

R-32 \$10.00

DUO-ART TUBING SCHEMATIC for upright
model between 1913 and 1918. 22"x24"

R-29 \$5.00

DUO-ART - "How to Play the Electric
Duo-Art" Tells how to use the various
levers in the keyslip and spoolbox. How
to play 88 note rolls with expression.
How to play Themodist rolls and other
information. 16 pages, 4 1/2"x6".

R-30 \$2.50

ROLL CATALOG. 1927 Duo-Art
Audiographic with two additional 4
page Audiographic bulletins. 61 pages,
8 1/2"x11"

R-31 ~~DISCONTINUED~~

DUO-ART PRICE CARD with retail prices
for all players using the Duo-Art. 1924

C-10. \$.50

ENCORE

SERVICE MANUAL FOR ENCORE BANJO.

B-52 \$4.00

REPRINTS

FLEXITONE

FLEXITONE SOLOIST PLAYER. This essentially describes the hand operated expression system for playing 88 note rolls. It has the hammer-lift divided into three sections instead of the normal two. 16 pages, 5-3/4" x 8".
R-35 \$3.00

FOTOPLAYER

AMERICAN FOTOPLAYER CATALOG
Shows styles 20 through 50.
A-4 \$6.00



GULBRANSEN

GULBRANSEN SERVICE MANUAL (Glued type stack). Shows the automatic tracking device and adjustments of the friction wheel. Diagrams and pages of suggestions for general troubleshooting.
NO. B-38 \$5.00

GULBRANSEN SHOP CHART. Parts list, adjustments and suggestions.
NO. B-21 ~~DISCONTINUED~~ \$2.00

"Fish pole" type tracking device, as used exclusively in some late Gulbransen player actions. A single page, 9"x12" laminated in plastic. Orig. issued Oct., 1921.
R-99 \$1.00

HAMMOND

AEOLIAN-HAMMOND PLAYER ORGAN service manual with tubing schematic and a partial list of music rolls. 20 pages. 8 1/2"x11". Spiral bound.
R-302 \$12.50

HAMMOND ORGAN PLAYER complete tubing diagram. 17 1/2"x19 1/2".
R-101 \$3.50

HARDMAN

Hardman PLAYOTONE and AUTOTONE player action. Copy of shop chart. 25" x 38".
NO. J-4 \$3.85

JANSSEN

JANSSEN PLAYER with Welte-Mignon player action, service manual for model WM-1 Pertains to player made in the 1960's, with no connection with Welte-Mignon—the reproducing system. 24 pg.
NO. J-1 \$5.50

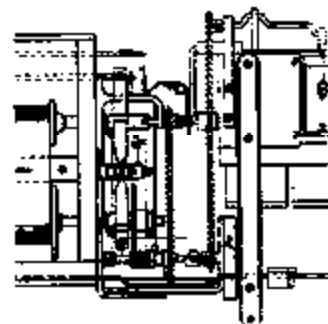
JANSSEN PLAYER with Welte-Mignon player action, service manual for Model WM-11. Same as No. J-1, but later model (with controls at left side of spool box). 13 pages.
NO. J-2 \$4.50

KOHLER & CAMPBELL

KOHLER & CAMPBELL player made in the 1960's, called "The Autopiano". Factory service manual reprinted. 23 pages.
NO. J-5 \$5.75

KIMBALL

KIMBALL SERVICE MANUAL, 1915 mod. This model has the vents accessible for cleaning by removing individual screw plugs which are in one row immediately below the spool box shelf. The roll motor governor is mounted under the key bed to the right of the foot pump bellows. The drive sprocket on the roll transmission frame is at bottom.
NO. B-53 \$9.50



LESTER

NO. B-34 **LESTER** Service manual \$1.00

REPRINTS

LINK

LINK PIANO SERVICE INSTRUCTIONS.
B-10 \$1.50

MILLS

MILLS VIOLANO VIRTUOSO SERVICE
MANUAL. 29 pages, including parts list
and tuning chart for the earlier model.
NO. B-69 \$4.00

THE ELECTRICAL MASTERY OF MUSIC.
The Mills Novelty Co. went all out in
this 36 page advertising book to show
their complete line of musical
instruments. Some were shown that
were never made, but might have been
if this exposure had generated enough
interest; these were the automatic
Cello and the Viol-Xylophone.
A-9 \$10.00

THE STORY of the VIOLANO VIRTUOSO.
31 pages, showing factory scenes and
the latest achievement—four violins
played from a keyboard—the Mills
Melody Violins.
A-6 \$7.00

SALESMAN'S MANUAL FOR THE VIOLANO.
Mills made up this guide for initially
setting up and adjusting after it
arrived at its final destination.
B-32 \$6.00

ORIGINAL VIOLANO WIRING DIAGRAM.
B-97 \$2.50

MILLS NOVELTY CO., Printed one side
10½"x15" cardstock. Showing pictures
of the Mills Violano and the "new"
Electric Piano. From Sept. 15, 1923 The
Music Trade Review.
R-309 \$1.00

Miscellaneous

JOKE SCRIPT FOR VOCALSTYLE HOME
MINSTREL Series No. 2 (Same as
supplied with Q-R-S XP-169 reissue).
A-106 \$.35

Miscellaneous

POSTER SPECIAL. Grouped together are
four approx. 17"x22" advertising
posters put out by Wurlitzer, Seeburg,
and Tangley Calliopes picturing their
instruments. (Two of the Tangley
broad sides are included in the package,
since it was printed on both sides).
[These were formerly Vestal Press stock
nos. A-109, A-75, and A-205].

D-2 \$5.00

CHRISTENSEN'S RAG-TIME Instruction
Book for Piano. 35 pages, spiral bound,
8½"x11". Sheet music for "Old Black
Joe" & "Mendelssohn's Wedding March"
and other examples, played in ragtime
syncopation. Exercises and explanation
of method. Reprinted from 1915 edition
R-317 ~~DISCONTINUED~~

SIGN. 5½"x8½" printed on cardstock.
Simply says—"Thank You Not Necess-
ary. You May Smoke Here."
R-310 50¢

PUSH-UP PIANOLA. A 12-page, 5½"x7½"
booklet entitled, "How to Play the
Piano with the Pianola". Orig. printing
in 1903
R-106 \$3.00

Suitable for framing. 10"x12" laminated
in non-glare plastic sheeting.
Advertisement of small paper roll crank
organ, the McTammany "Organette".
R-100 \$2.50

PEERLESS

PEERLESS PLAYER PIANO ACTION

This 1922 Peerless player action is
really rare, and you'll need this book
when you find one! 30 pages, slick
paper, 4½"x6½" size. Well illustrated.
[note—no connection with the Peerless
name in coin-operated pianos.]

R-110 \$3.50

PIANINO

(See Wurlitzer)



REPRINTS

PIANOTIST

THE PIANOTIST. This player piano patented in the 1880's was probably the first one made that played a paper roll. The holes in the heavy paper actuated a mechanical lever for each note. Actually, a very clever idea, involving no vacuum. In fact, it was the same principle as used in the first I.B.M. electric typewriters in the 1930's, pulling the type bar instead of the piano hammer action. All this from a shoe skipping across a long spinning roller in the bottom of the piano which was powered with the foot treadles or an electric motor.

B-31 \$1.00

PRATT-READ

PRATT-READ Model P Reproducer (Recordo). 1920's blueprint and manual (12 pages 8½"x5½"). (same as old B-76)
NO. D-23 \$3.50

PRATT-READ Model PC combination style 72 foot-pump and electric with Recordo expression.
NO. B-4 \$4.50

PRATT-READ Model B player action with the single valve action and four-point, up-side down roll motor.
NO. B-58 \$3.00

PRATT-READ SERVICE MANUAL showing style 32 with single valve action and the six-point double pneumatic roll motor, and the elevated pneumatics with no poppet wires (2-tier stack). Also shows model A with ten-point motor and the self-centering pneumatic which moves the roll flanges.
NO. B-59 \$3.00

BOTH ABOVE SERVICE MANUALS, printed "double-decker", B-58 and B-59 together. 9"x14", 24 pages, plus one additional insert page showing the pneumatic tracking device which had the traveling tracking ports in the tracker bar.
NO. B-60 \$4.40



WURLITZER GRAND with APOLLO. Tubing diagram. 17" x 22".

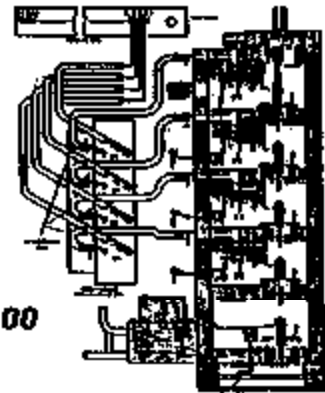
NO. D-25 \$2.75

RECORDO BLUEPRINT (Motor Player Corporation).

NO. B-22 \$1.50

ELECTORA service sheet. This was the turbine vacuum motor used by Motor Player Corp. in their RECORDO kit. Two "black boxes"—one to house this motor, packed in sawdust for silencing, and the other to spill the vacuum to reach the expression level coded on the RECORDO music rolls. This single sheet tells where to oil and when to replace brushes, and other maintenance information. Sheet unfolded is 6"x15".
R-66 \$1.50

ARISTONE expression box for RECORDO. Instr. on how to regulate. (one sheet).



B-57 \$5.00



Tubing schematic for RECORDO expression made by Starr Piano Co.

B-77 \$2.00

REPRINTS

RECORDO

ARIA-DIVINA TUBING SCHEMATIC, for type "C" RECORDO electric grand made by SCHULZ.

NO. D-7 \$2.50

CABLE REPRODUCING (RECORDO style "B"). A Combination foot-pump and motor driven rotary pump. 1927 vintage. 28 pages.

NO. B-33 \$4.50

RECORDO. Auto-Pneumatic Action Co. 1926. Upright and grand models described. 8 pages, 7½"x10"

R-62 \$4.00

RECORDO EXPRESSION BOX FOR GRAND (Made by Simplex). Same information covered in B-35 reprint, but more detailed on this one aspect.

B-26 \$3.00

SIMPLEX GRAND RECORDO expression drawer. Player stack, and expression components are all contained in the drawer.

B-35 \$4.50

REPRODUKO

REPRODUKO Instructions & Parts List.

B-11 \$2.00

Roll Catalogs

ROLL CATALOG. AMPICO, 1916, 72 pages. 7"x8½". The first known catalog of AMPICO rolls. Listed by title, composer and recording artist with photo. Orig. printing quality.

R-1 \$12.50

ROLL CATALOGS, AMPICO, 1920 & 1922 plus 1925 & 1927 supplements 6"x9"

R-2 hardbound **DISCONTINUED**

ROLL BULLETIN, AMPICO, July, 1922. 16 pages, 6"x8½"

R-3 \$3.00

Roll Catalogs

ROLL BULLETIN, AMPICO, Oct., 1919

R-11 \$3.50

ROLL BULLETINS, AMPICO. 12 combined. Aug., 1928 thru July, 1929. 76 pages, 8½"x11". Much information about the recordings, composers, etc., that are not available from any other source.

R-23 \$14.50

ROLL BULLETINS, AMPICO. Seven separate fold-out type postcard format from the late 1930's. Lists the rare rolls from this era.

R-27 \$3.00

AMPICO FAVORITE FIFTY roll brochure. 8 pages. 5"x8".

R-316 \$1.00

1940 AMPICO ROLL CATALOG, 64 pages.

C-26 **DISCONTINUED**

ROLL CATALOG. Aeolian Grand, 58 rote rolls for the Orchestrelle. Oct. 1921. 42 pages. 5"x7½".

R-74 \$5.00

ROLL CATALOG. Aeolian Pipe Organ. Listed alphabetically. Also special section in back of catalog listing rolls that sound particularly well on the large Aeolian pipe organs that contain either the harp or chimes, or both. 40 pages. 5½"x7½".

R-78 \$3.50

ROLL CATALOG, DUO-ART 1930 supplement to 1927, bringing up-to-date with pictures and biographies of new artists. 112 pages, 8½"x11". Hardbound.

R-37 **DISCONTINUED**

DUO-ART Home Musicales brochures. (Nos. 1, 4 & 6) These are prepared programs, so they could be handed out at a home Duo-Art recital.

R-44 \$2.50

REPRINTS

Roll Catalogs

ROLL CATALOG, AEOLIAN OF LONDON, July, 1932. Titles cross-referenced with stock numbers for Duo-Art, 88 note, and 65 note version. There were 350 65-note rolls still available then. This was the last catalog issued; only monthly bulletins thereafter. 184 pages, 7"x10". Hardbound

R-38 \$5.00

THE DUO-ART BOOK OF MUSIC. A breakdown by types: nationality, dance form, marches, etudes, rhapsodies, suites, sonatas, opera, vocal or instrumental accompaniment. Also composers list. 88 pages, 5½"x8½".

R-39 *Discontinued*

ROLL BULLETIN, DUO-ART, May 1916. It lists all rolls added to 1915 catalog. (R-49) 16 pages, 5"x6½".

R-40 \$2.50

ROLL BULLETINS, DUO-ART. Set of eleven, all issued between 1931 and 1934. Much information on these rare, late issued bulletins. All reprinted identical to original.

R-41 \$9.50

DUO-ART numerical roll catalog, Oct., 1921. 27 pages. 6½"x9½".

R-46 \$3.50

DUO-ART ROLL CATALOG, 1915. 82 pages. 6"x9". Detailed descr. of all rolls.

R-49 \$12.50

ROLL CATALOG of 58 note music for Angelus Symphony. July, 1906. 16 pages, 4¼"x5½".

R-312 50¢

ROLL BULLETIN of 65 note music for Angelus and Melodant-Artistyle. Dec., 1909, 6 pages, 5"x6-¾".

R-313 50¢

same as above, but dated 1908.

R-314 *Discontinued*

Roll Catalogs

PICTUROLL CATALOG, 1918. These music rolls would play on the standard home player as well as some photoplayers. The catalog lists composites of silent movie mood music. The unique feature of these rolls was the special chain-bridging of the perforations which would play a note on the organ, but pass silently over the regular piano note holes on a special tracker bar to separate piano and organ. Yet on a standard tracker bar, all notes would play on piano. The Filmusic Co. was located in Los Angeles and also produced POP brand of rolls for the home player. It was a very small specialty roll company with a staff of one arranger, Vern Elliott, who was still around to do all the roll arrangements in the 1960's that were used on Aeolian rolls, before J. Lawrence Cook left QRS and took over the job.

A-38 \$3.00

ROLL BULLETIN. PIANOLA MUSIC ROLLS. Jan., 1917. Metrostyle-Themodist, Metro-Art, and song rolls, both 88 and 65 note. Lists 8 rolls played by Geo. Gershwin. 16 pages, 3½"x6".

R-315 50¢

Q-R-S monthly bulletin. March, 1918, 8 pages, 3½"x6". Prices then were .50¢ to \$1.00.

R-311 50¢

ROLL BULLETINS, WELTE-MIGNON. June, 1929, 14 pages. 6"x8½", list all rolls added since 1927 catalog. Another bulletin, May, 1931, much smaller, was the last one issued and includes the last popular rolls issued.

R-50 \$3.00

REPRINTS

Roll Perforating Machines

MUSIC ROLL MACHINERY. 4 pages of clear retouched illustrations of Acme roll perforating machines.

A-16 \$6.00

1920 CATALOG OF LEABARJAN piano roll perforating machines, including electric model which produces 16 at a time.

A-113 \$6.00

SCHULZ

(Also see Aria-Divina under Recordol)

SCHULZ SERVICE MANUAL. 1915 edition. Shows "swinging block" tracking device

NO. B-61 \$3.50

SCHULZ SERVICE MANUAL. 1922 edition. Shows automatic roll-centering device having discs which ride inside of roll flanges.

NO. B-29 \$3.50

SEEBURG

SEEBURG Owner's Instructions. 7 pages briefly covering maintenance of keyboard nickelodeons and original price list for parts. Style A or B.

NO. B-2 \$1.50

THE SOUL of the FILM. Seeburg photo-player catalog.

A-25 \$6.00

SEEBURG SNARE DRUM BEATER

Building plan for one exactly like the ones used on Seeburg Orchestrions.

NO. T-13 \$6.00



SIMPLEX

SIMPLEX FLYER. 8½"x11" advertising flyer issued sometime in the 1920's.

R-43 . . . 4 pages . . \$1.00

SIMPLEX

SIMPLEX PLAYER ACTION MANUAL -If your player has the famous Simplex "TRAPEZOID" tracker bar, this booklet will be helpful in servicing.

NO. B-8 \$6.00



SIMPLEX STACK DRAWING showing modification to add extra instrument vacuum lines in a custom-made orchestration.

NO. D-14 \$3.00

THE SIMPLEX AUTOMATIC TRACKER. Description on the mechanical roll tracking device. Four page, 9" x 12" reprint showing explanation and adjustment.

NO. D-18 \$3.00

STANDARD ACTION



STANDARD ACTION SERVICE MANUAL (Principals of Player Action Operation). There were 140 different brands of pianos which used this, the most common player action. It can be identified by the "S" on the patent plate or pedal mats; also gear attached to the right take-up spool flange.

NO. B-12 \$4.50

QUESTIONS AND ANSWERS (Standard action). A total of 213 questions like: No. 179—How is the secondary valve button adjusted to the pouch—what distance do you allow between the pouch and button?" Answers are below each question.

NO. B-18 \$3.50



REPRINTS

STANDARD ACTION

STANDARD ACTION SERVICE MANUAL. This is the third edition of "Principles of Player Action Operation." Printed in 1925. The coverage is very similar to the 1922 reprint #B-12, but it has been completely revised with new typesetting, although some of the same illustrations. This copy is just better printing and paper quality used on this reprint. 47 pages. 6-3/4"x9-3/4".

R-75 **DISCONTINUED**

FACTORY TOUR, STANDARD PNEUMATIC ACTION CO. A reprint from a 1915 trade magazine giving some interesting information and pictures of the many factory scenes involved with the making of the Standard player action.

NO. A-302 \$5.00

STARR

STARR SERVICE MANUAL. Reprint of 1923, type A-1, with fifteen 8 1/2"x11" pages.

NO. D-20 \$5.45

STORY & CLARK

STORY & CLARK SERVICE MANUAL. 1924 reprint. Forty pages, 7 1/2"x7 1/2".

NO. B-49 \$7.50

MORE ENGLISH PIANOLA REPRINTS. Set of three instruction booklets on how to operate. 1. Metrostyle Themodist pumper. 2. Duo-Art foot pumper. 3. Combination foot-pump and electric Duo-Art. Each booklet is 5"x8 1/2". 20 pages in all three plus covers.

R-149 \$3.50

THE AEOLIAN ORCHESTRELLE, The Solo Orchestrelle and the Aeolian Organ. Composite booklet from various rare brochures and ads. Printed on 100 lb. enamel stock. Pictures 7 models on the Orchestrelle with stops and specs. 24 pages. 8"x12".

R-307 \$8.50

WELTE

WELTE MIGNON TUBING SCHEMATIC for both grand and upright. This is the "Liscensee" version—the most common type of Welte-Mignon. Can be distinguished from other reproducing pianos by the tracker bar: All openings are the same size and have a pair of staggered tracking holes to read the edges of the music roll. Aside from these tracking holes, the regular line of ports will total 98.

NO. C-8 \$2.00

WELTE "ORIGINAL" Service Manual. Upright and grand. 24 pages. Different from the Kohler & Campbell built "Liscensee" by Autopiano. This player action uses the standard 11-1/4" wide Welte-Mignon music roll, but construction of the mechanism was different and was built in Poughkeepsie, N.Y. To distinguish from the Liscensee version—it should have have a chain pulling over a roller on one of the expression pneumatics.

NO. C-20 \$5.00

WELTE-MIGNON Test roll instr. for the 13+ inches wide "red paper" roll. A companion booklet covering installation and set-up maintenance. 4 1/2"x5 1/2".

R-57 \$5.00

WELTE=WORSETZER. 24 pages. 4 1/2"x5 1/2". All printed in German. This is some kind of manual for the "red paper" roll push-up player. However there are two clear photos; front and rear view of the mechanism.

R-58 \$2.00

WELTE-MIGNON (Liscensee) tubing blueprints. 20"x25". Upright and grand.


NO. C-4 . . . pair . . . \$5.00

WELTE-MIGNON reprint of original service manual. (48 pages, 5"x7") Includes instructions for test roll. [Liscensee reproducing piano].

D-4 \$4.00

REPRINTS

WURLITZER



WURLITZER PIANINO SERVICE MANUAL.
This is for the early model with wooden spoolbox.

B-30 \$3.00

WURLITZER 125 BAND ORGAN TRACKER BAR SCALE.

B-46 *DISCONTINUED*

WURLITZER 150 BAND ORGAN TRACKER BAR SCALE.

B-47 *DISCONTINUED*

WURLITZER 165 BAND ORGAN TRACKER SCALE (Blueprint revised in 1942)

B-9 *DISCONTINUED*

WURLITZER DUPLEX ROLL SYSTEM OF STYLES G & O photoplayers using the double ten tune spool frame. Also complete original parts numbers list.

NO. B-37 \$5.00

WURLITZER long roll tracker frame. Care and use. 16 pages.

NO. B-36 \$6.00

WURLITZER MUSIC for THEATRES. showing all types of photoplayers with duplex spoolframe.

A-3 \$6.00

WURLITZER ROLL CHANGER

B-13 \$7.00

WURLITZER BELL-BEATER DRAWINGS. Complete set of engeneering drawings from which you can construct the same assembly used on Wurlitzer 146 or 153 band organs.

NO. T-4 \$4.00

JUKE BOX

WURLITZER JUKEBOXES 1934 to 1974. Compiled by Frank Adams. 8½"x11", 246 pages, spiral bound.

NO. D-30 *DISCONTINUED*

SEEBURG JUKEBOXES 1928 to 1987. Compiled by Frank Adams. 8½"x11", 138 pages, spiral bound.

NO. D-31 *DISCONTINUED*

ROCK-OLA JUKEBOXES 1935 to 1987. Compiled by Frank Adams. 8½"x11", 170 pages, spiral bound.

NO. D-32 *DISCONTINUED*

VESTAL PRESS

TECHNICAL SERIES

The following series is in the form of sheets for a 3-ring binder. Recently written by knowledgeable people in the business to assist those that wish to duplicate an original part or correctly rebuild.

T-14 3-RING BINDER ONLY \$3.75

T-1 COINOLA SPOOL FRAME.

Drawings, complete with all parts and measurements, so that an exact copy can be made. Coinola style X used to make drawings.

T-1 \$5.00

T-2 SEEBURG REWIND-REPLAY gear shifting pneumatic (lock & cancel type valves).

T-2 \$2.50

T-3 HOW TO REBUILD THE MODEL A AMPICO. (12 pages).

T-3 \$5.00

T-4 WURLITZER BELL UNIT for band organ.

T-4 \$4.00

T-5 REBUILDING THE DUO-ART reproducing piano mechanism. (19 pages).

T-5 \$5.00

continued on next page

continued from previous page

VESTAL PRESS
TECHNICAL SERIES

T-6 WURLITZER SNARE DRUM PNEUMATIC.
T-6 \$4.00

T-7 COINOLA FLUTE PIPES & CHEST.
T-7 \$4.00

T-8 LINK REITERATING XYLOPHONE
PNEUMATIC.
T-8 \$3.00

T-9 DUO-ART LOGIC CHART. For those
that want to see the vacuum system
laid out like an electronics schematic.
T-9 \$3.00

T-10 MANDOLIN DEVICE for upright.
T-10 \$5.00

T-11 Kelly lock & cancel. Many
orchestration rolls use one hole to lock
an instrument on and another to
cancel. Here are the complete building
plans for building a simple component
to carry out this function. (Or see
PPCo. stock no. 934, which is a ready-
made unit of another design).
T-11 \$6.50

T-12 SEEBURG PNEUMATIC STACK.
Complete building drawings for late
model with glued on atmosphere valve
washers.
T-12 \$8.50

T-13 SEEBURG SNARE DRUM BEATER.
T-13 \$6.00

T-15 WURLITZER UNIT VALVE BLOCK.
Also shows plans for building a unit
with same to replace the die-cast 4-
in-1 type valve unit in a lock & cancel
T-15 \$5.95

T-16 HOW TO MODIFY ACCORDIONS for
use in automatic instruments.
T-16 \$7.00


T-17 COINOLA ROTARY PUMP.
T-17 \$5.00

T-18 WELTE-MIGNON (licensee)
INSTRUCTIONS FOR USING THE
TEST ROLL and how to regulate.
Written by Craig Brouger. Five pages.
T-18 \$2.00

"PERFORATED PAPER PATTERN" by Palmer
Mal. This booklet, 63 pages -- double-
spaced pica typed, and 3 pages of roll
repairing illustrations, was written for
the benefit of his fellow-collectors that
they could share in his appreciation
for collecting and caring for their old
rolls.

Various chapters are: "Where and How
to Find Rolls." "How to Determine Roll
Condition." "What to Pay." "Roll
maintenance and Repair Tips." (Revised
1988 edition).
A-164 \$5.50

MADE-TO-ORDER
FOR
ANY TYPE ROLL



CUSTOM-MADE SPOOL FRAME for 10
tune music rolls. The example illustra-
ted plays Wurlitzer PIANO rolls.
However, tracker bar and roll chuck can
be fitted to play any type. Take
advantage of the availability of recuts,
or perhaps you have a hoard of odd
style music rolls and want to build up
your own instrument to make use of
These will all be with variable speed
play motor and automatic repeat.

Delivery time is up to ten months and
price is from \$790.00; Write for quote.

STOCK NO. 2100 CUSTOM SPOOL FRAME